

State Election Report 2024

BROWNSTEIN CLIENT ALERT, NOV.6, 2024

While the presidential race and balance of power in Congress attracted most of the media attention, significant gubernatorial races commenced across 11 states this cycle.

Unlike the heavily contested federal elections, few gubernatorial elections were competitive, apart from the race in New Hampshire to succeed popular Gov. Chris Sununu (R). Former Sen. Kelly Ayotte (R) defeated former Manchester Mayor Joyce Craig (D) by nearly nine points in a race that Cook Political Report rated as the only toss-up race going into Election Day.

The candidates honed in on issues prevalent in the national debate, including immigration, housing and reproductive rights. Moving south, the gubernatorial race in North Carolina shifted quickly from a toss-up to leaning Democratic to likely Democratic as scandal-plagued Lt. Gov. Mark Robinson (R) failed to recover from numerous controversies throughout the race. North Carolina Attorney General Josh Stein (D) defeated Robinson by a double-digit margin.

The Indiana gubernatorial race between Sen. Mike Braun (R) and former State Superintendent of Public Instruction Jennifer McCormick (D) narrowed in recent weeks. The DGA made a last-minute investment in the race in support of Jennifer McCormick. To counter, the RGA invested in Sen. Braun's race to help him maintain a spending advantage in the race. In the end, Braun held on to win by 14 points over his Democratic challenger to keep the seat in Republican control.

In deep blue Washington state, former Rep. Dave Reichert (R) put up a challenge against Attorney General Bob Ferguson (D) in the race to succeed term-limited Gov. Jay Inslee (D). In the end, it wasn't enough, as Ferguson won the contest and kept the seat in the Democratic column. Other newly elected governors include Matt Meyer (D) in Delaware, Mike Kehoe (R) in Missouri, Kelly Armstrong (R) in North Dakota and Patrick Morrisey (R) in West Virginia.

Re-elected governors include Utah's Spencer Cox (R) and Montana's Greg Gianforte (R). Vermont Gov. Phil Scott (R) was also easily re-elected for his fifth two-year term in Democratic stronghold Vermont, an anomaly compared to other states. After the dust settled on election night, the partisan composition for America's governors remains at 27 Republicans versus 23 Democrats.

Voters in 10 states went to the polls on Election Day with state attorneys general on the ballot. Every state has an attorney general who serves as its chief legal officer by weighing in on state legislative policy, providing counsel to state government agencies and representing the public interest. In many states, the AG also plays an important role in the state's criminal legal system. State AGs often collaborate in a bipartisan way, including recently on the opioid crisis, antitrust enforcement, youth mental health, financial scams and fraud, and human trafficking. Whether elected or appointed, state AGs serve in a partisan office.

The state AG race in North Carolina was anticipated to be close, but Jeff Jackson (D) pulled away and defeated Dan Bishop (R) by nearly 3 points. Both candidates opted to forgo re-election to

Congress to vie for the chance to replace Josh Stein, who was elected governor. Of note, a Republican has not been elected AG in North Carolina since 1896. The race in Pennsylvania was also anticipated to be close. The sitting AG, Michelle Henry (D), decided not to run after being appointed last year to fill the vacancy created when Josh Shapiro (D) was elected governor. That opened the door for a competitive race in this battleground state between former state auditor general Eugene DePasquale (D), York County district attorney Dave Sunday (R) and four minor party candidates. Spending on the race was significant, with DePasquale hauling in \$3.2 million last quarter and major Republican PACs spending \$5.5 million on TV advertisements in favor of Sunday. Ultimately, Sunday prevailed, winning just over 51% of the vote.

In West Virginia, J.B. McCuskey (R) won an open race to replace Patrick Morrisey (R), who was elected governor. In races with incumbents, Republicans Todd Rokita (Indiana), Andrew Bailey (Missouri) and Austin Knudsen (Montana) all won re-election, as did Democrat Charity Clark (Vermont).

Moving west, Utah had an open race for its AG, and Derek Brown (R) will replace Sean Reyes (R), who did not seek re-election after being in office since 2013. In Oregon, Dan Rayfield (D) will replace Ellen Rosenblum (D), who is retiring after serving three terms. And with Bob Ferguson (D) winning the governor's race, Washington state will also have a new AG in Nick Brown (D), who is a former U.S. attorney for the western part of the state.

Last, a note about New Hampshire, where John Formella (R) is currently the appointed state AG. Gov. Chris Sununu (R) appointed Formella in 2021, but Sununu decided not to run for re-election, opening up the race for governor. With Kelly Ayotte (R) winning the race for Sununu's seat, Formella, a fellow Republican, could be re-appointed but the decision will be up to Ayotte. With Republicans picking up the Pennsylvania state AG seat, there are now 28 Republican AGs and 23 Democratic AGs, including the District of Columbia.

Regardless of whether there is unified or divided government at the federal level, states will continue to take action to address the key issues faced by their constituents. We anticipate state legislatures will become more proactive in enacting laws addressing issues related to health care, prescription drugs, artificial intelligence, climate policy, energy, financial services, tax, labor laws and education.

Additionally, those states with one-party control could enact sweeping legislation reflecting their national party's philosophy. For example, some states might implement stricter environmental regulations or broader health care policy, while other states might take a more conservative approach. A patchwork of laws across the country and an unpredictable regulatory environment will create significant challenges for businesses across different sectors.

Regardless of what happens in Washington, D.C., we are well positioned to assist you in the states. Our team looks forward to working with you to achieve your legislative and business goals.

Note: Called races and voting percentages are up-to-date as of 9 a.m. ET on Nov. 6.

CONTRIBUTORS:

Douglas J. Friednash
Shareholder

Ray Colas
Policy Director

Sarah M. Mercer
Shareholder

Daniel H. Stewart
Shareholder

Joshua A. Weiss
Shareholder

Sam Wands
Policy Analyst

Michael J. Stratton
Senior Policy Director

David H. Reid
Policy Director

Gregory G. Hayes
Policy Director

Shane C. Schulz
Senior Policy Advisor

Joan Coplan
Policy Director

Joe Jaso
Policy Director

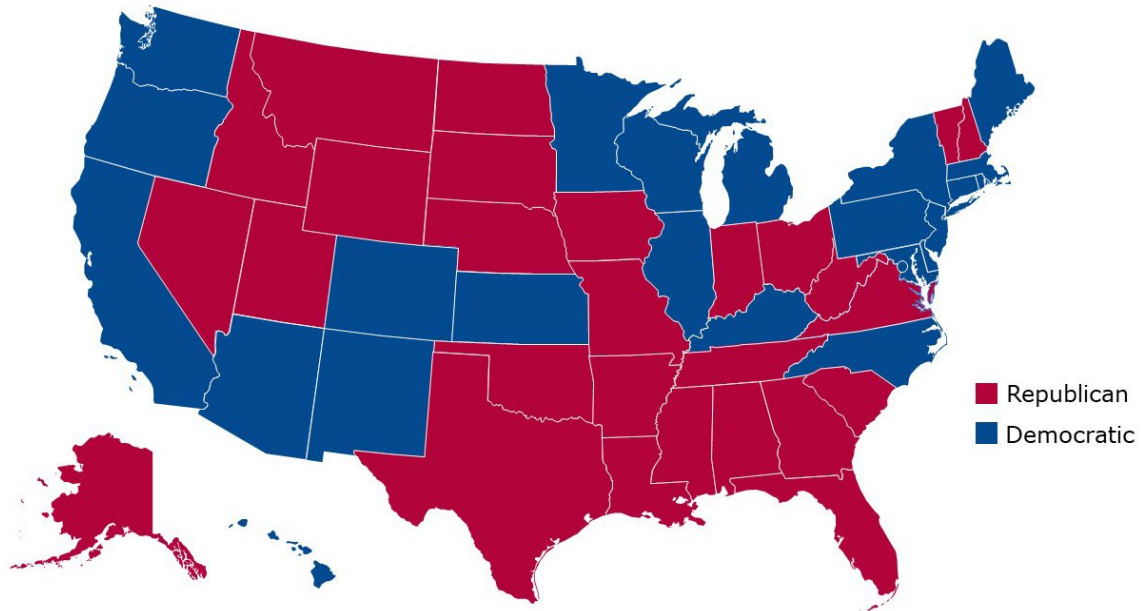
Melissa Kuipers Blake
Shareholder

Daniel H. Stewart
Shareholder

Samantha A. Corbin
Policy Director

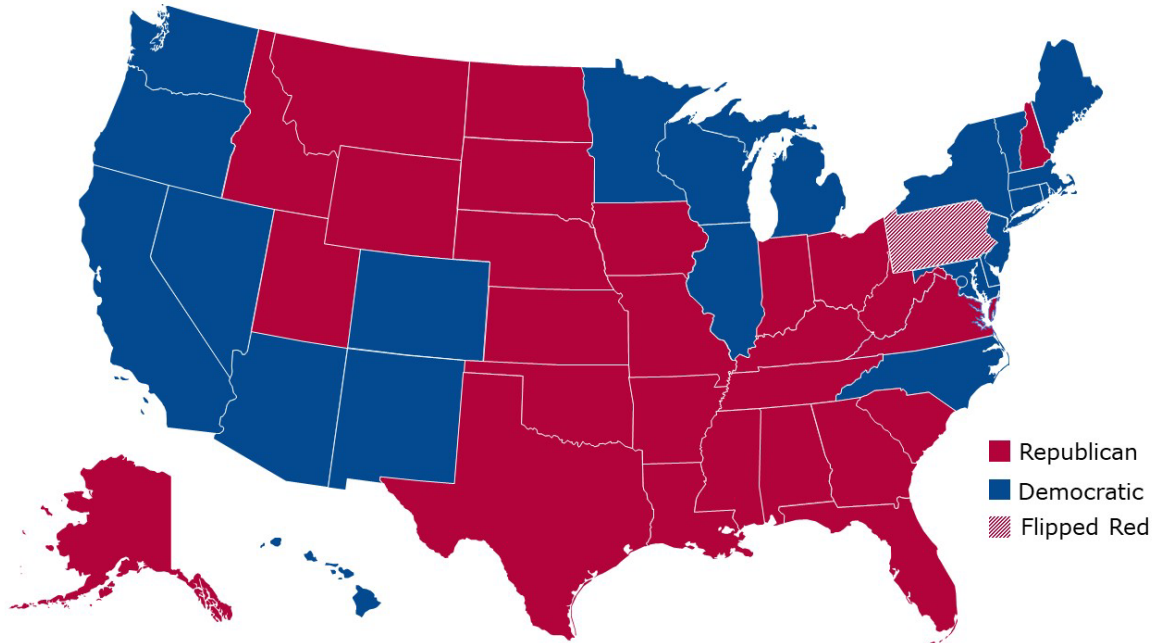
Francisco Morales
Senior Policy Advisor

State-by-State Governor Results



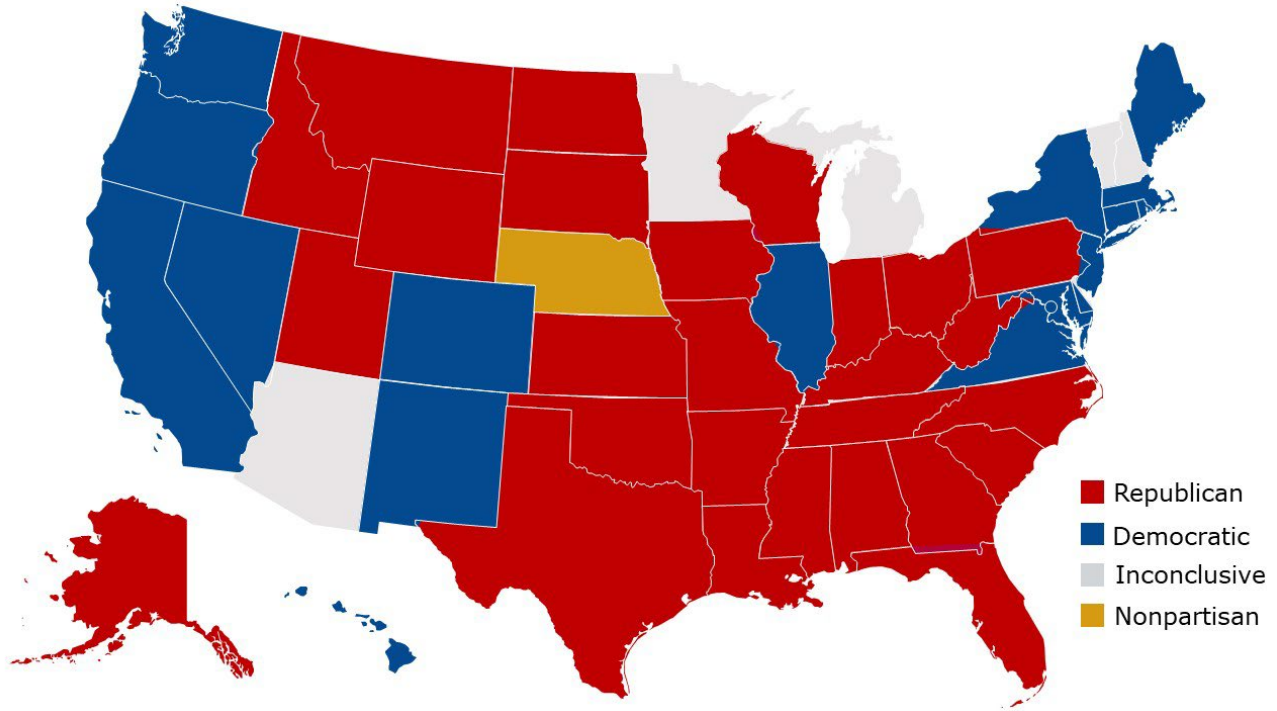
Delaware	Matt Meyer (D) – 55.9% (projected winner) Mike Ramone (R) – 44.1%
Indiana	Mike Braun (R) – 54.6% (projected winner) Jennifer McCormick (D) – 40.7%
Missouri	Mike Kehoe (R) – 59.2% (projected winner) Crystal Quade (D) – 38.7%
Montana	Greg Gianforte* (R) – 59.3% (projected winner) Ryan Busse (D) – 38.4%
New Hampshire	Kelly Ayotte (R) – 53.3% (projected winner) Joyce Craig (D) – 44.7%
North Carolina	Josh Stein (D) – 54.8% (projected winner) Mark Robinson (R) – 40.2%
North Dakota	Kelly Armstrong (R) – 68.3% (projected winner) Merrill Piepkorn (D) – 26.0%
Utah	Spencer Cox* (R) – 56.2% (projected winner) Brian Smith King (D) – 30.5%
Vermont	Phil Scott* (R) – 73.4% (projected winner) Esther Charlestin (D) – 21.8%
Washington	Bob Ferguson (D) – 56.4% (projected winner) Dave Reichert (R) – 43.6%
West Virginia	Patrick Morrisey (R) – 62.2% (projected winner) Steve Williams (D) – 31.4%

State-by-State AG Results



Indiana	Todd Rokita* (R) – 59.1% (projected winner) Destiny Wells (D) – 40.9%
Missouri	Andrew Bailey* (R) – 59.8% (projected winner) Elad Gross (D) – 37.9%
Montana	Austin Knudsen* (R) – 60.1% (projected winner) Ben Alke (D) – 39.9%
North Carolina	Jeff Jackson (D) – 51.3% (projected winner) Dan Bishop (R) – 48.7%
Oregon	Dan Rayfield (D) – 53.3% (projected winner) Will Lathrop (R) – 46.7%
Pennsylvania	Dave Sunday (R) – 51.0% (projected winner) Eugene DePasquale (D) – 46.0%
Utah	Derek Brown (R) – 58.5% (projected winner) Rudy Bautista (D) – 28.4% Michelle Quist (United Utah Party) – 6.9%
Vermont	Charity Clark* (D) – 57.9% (projected winner) Ture Nelson (R) – 37.2% Kevin Gustafson (Green Mountain Peace & Justice Party of Vermont) – 5.0%
Washington	Nick Brown (D) – 56.3% (projected winner) Pete Serrano (R) – 43.7%
West Virginia	J.B. McCuskey (R) – 70.2% (projected winner) Teresa Toriseva (D) – 29.8%

Balance of Power in State Legislatures



2024 Post-Election Results

R = Republican | D = Democrats | ? = Undecided election

STATE	HOUSE				SENATE			
	R	D	OTHER	?	R	D	OTHER	?
Alabama	76	28		0	8	27		0
Alaska	7	3	2	28	6	6		8
Arizona	4	8		24	11	11		8
Arkansas	77	16		7	6	29		0
California	6	13		61	19	7		14
Colorado	14	32		19	19	9		7
Connecticut	39	74		38	16	7		13
Delaware	14	26		1	15	6		0
Florida	81	34		5	12	28		0
Georgia	98	78		4	23	33		0
Hawaii	4	39		8	23	1		2
Idaho	41	7		22	5	21		9

Illinois	36	76		6	38	19		2
Indiana	64	26		10	10	40		0
Iowa	63	31		6	13	32		5
Kansas	84	34		7	9	30		1
Kentucky	78	17		5	7	30		1
Louisiana	73	32		0	11	28		0
Maine	27	46	1	77	7	5		23
Maryland	39	102		0	34	13		0
Massachusetts	24	128	1	7	32	4		4
Michigan	53	41		16	20	18		0
Minnesota	65	62		7	34	33		0
Mississippi	79	41		0	16	36		0
Missouri	90	44		29	10	22		2
Montana	33	15		52	12	26		12
Nebraska								
Nevada	13	9		20	9	6		6
New Hampshire	37	44		307	6	8		10
New Jersey	28	52		0	25	15		0
New Mexico	26	40		4	25	16		1
New York	44	92		14	36	21		6
North Carolina	69	47		4	18	30		2
North Dakota	81	10			4	42		1
Ohio	65	34		0	8	25		0
Oklahoma	80	20		1	8	40		0
Oregon	18	24		18	17	10		3
Pennsylvania	92	89		22	20	25		5
Rhode Island	7	60	1	7	31	4		3
South Carolina	88	36		0	12	31		3
South Dakota	43	1		13	1	26		8
Tennessee	75	23		1	6	27		0
Texas	87	60		4	11	19		1
Utah	35	2		38	3	18		8
Vermont	50	74	7	11	14	12	1	1
Virginia	49	51		0	21	19		0
Washington	23	40		35	26	13		10
West Virginia	90	6		4	2	32		0
Wisconsin	52	43		4	14	17		2
Wyoming	54	4		4	2	29		0

THIS DOCUMENT IS INTENDED TO PROVIDE YOU WITH GENERAL INFORMATION REGARDING THE 2024 ELECTION RESULTS IN COLORADO. THE CONTENTS OF THIS DOCUMENT ARE NOT INTENDED TO PROVIDE SPECIFIC LEGAL ADVICE. IF YOU HAVE ANY QUESTIONS ABOUT THE CONTENTS OF THIS DOCUMENT OR IF YOU NEED LEGAL ADVICE AS TO AN ISSUE, PLEASE CONTACT THE ATTORNEYS LISTED OR YOUR REGULAR BROWNSTEIN HYATT FARBER SCHRECK, LLP ATTORNEY. THIS COMMUNICATION MAY BE CONSIDERED ADVERTISING IN SOME JURISDICTIONS.